



SC SALUBRITATE 2000 SA

26/07/2018 11:52

Clase										
Cont	Denumire	Tip	Total sume precedente		Rulaj luna		Total sume		Sold final	
			Debit	Credit	Debit	Credit	Debit	Credit	Debit	Credit
Total			542,221,795.59	542,221,795.59	112,575,916.42	112,575,916.42	654,797,712.01	654,797,712.01	19,349,061.28	19,349,061.28
Total clasa 1			7,506,497.27	21,552,379.80	1,014,990.69	1,284,129.97	8,521,487.96	22,836,509.77		14,315,021.81
101	CAPITAL SOCIAL	P		4,025,000.00				4,025,000.00		4,025,000.00
1012	CAPITAL SUBSCRIS VARSAT	P		4,025,000.00				4,025,000.00		4,025,000.00
105	REZERVE DIN REEVALUARE	B	4,774.98	376,178.37	857.17		5,632.15	376,178.37		370,546.22
10506	DIF.DIN REEVALUARI M.F.	B	4,774.98	376,178.37	857.17		5,632.15	376,178.37		370,546.22
106	REZERVE	P		5,508,984.20				5,508,984.20		5,508,984.20
1061	REZERVE LEGALE	P		608,463.12				608,463.12		608,463.12
1062	REZERVE PENTRU ACTIUNI PROPRII	P		35,155.72				35,155.72		35,155.72
1068	ALTE REZERVE	P		4,865,365.36				4,865,365.36		4,865,365.36
117	REZULTATUL RAPORTAT	B		2,642,273.59		857.17		2,643,130.76		2,643,130.76
1171	REZULTATUL RAPORTAT	B		0.34				0.34		0.34
1174	REZULTAT.REPORTAT PROVENIT DIN CORECT ERORI CONTAB	B		585,860.62				585,860.62		585,860.62
1175	REZULTATUL REPORTAT REPREZ SURPLUSUL REALIZAT DIN REZERVE DIN REEVALUARE	B		2,056,412.63		857.17		2,057,269.80		2,057,269.80
121	PROFIT SI PIERDERE	B	6,455,872.30	7,531,341.13	1,005,714.12	1,283,272.80	7,461,586.42	8,814,613.93		1,353,027.51
1210	PROFIT SI PIERDERE DIN ANII PRECEDENTI	B	916,832.99	916,832.99			916,832.99	916,832.99		
1211	PROFIT SI PIERDERE	B	5,539,039.31	6,614,508.14	1,005,714.12	1,283,272.80	6,544,753.43	7,897,780.94		1,353,027.51
129	REPARTIZAREA PROFITULUI	A	916,832.99	916,832.99			916,832.99	916,832.99		
151	PROVIZIOANE	P	86,920.00	224,849.18			86,920.00	224,849.18		137,929.18
1518	ALTE PROVIZIOANE PENTRU RISCUR	P	86,920.00	224,849.18			86,920.00	224,849.18		137,929.18
15181	ALTE PROVIZIOANE PENTRU RISCURI	P	86,920.00	224,849.18			86,920.00	224,849.18		137,929.18
167	ALTE IMPRUMUTURI SI DATORII ASIMILATE	P	35,568.74	299,031.92	7,211.86		42,780.60	299,031.92		256,251.32



SC SALUBRITATE 2000 SA

26/07/2018 11:52

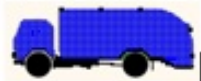
Clase										
Cont	Denumire	Tip	Total sume precedente		Rulaj luna		Total sume		Sold final	
			Debit	Credit	Debit	Credit	Debit	Credit	Debit	Credit
1671	ALTE IMPRUMUTURI SI DATORII	P	35,568.74	299,031.92	7,211.86		42,780.60	299,031.92		256,251.32
168	DOBINZI AFERENTE IMPRUMUTURILOR	P	6,528.26	27,888.42	1,207.54		7,735.80	27,888.42		20,152.62
1681	DOBINZI AFERENTE IMPRUMUT. DIN	P	6,528.26	27,888.42	1,207.54		7,735.80	27,888.42		20,152.62
Total clasa 2			9,748,704.77	3,575,061.59	17,760.00	62,415.95	9,766,464.77	3,637,477.54	9,768,582.73	3,639,595.50
205	CONCESIUNI, BREVETE SI ALTE DR	A	28,900.00				28,900.00			28,900.00
208	ALTE IMOBILIZARI NECORPORALE	A	85,548.74				85,548.74			85,548.74
211	TERENURI	A	1,731,167.58				1,731,167.58			1,731,167.58
2111	TERENURI	A	1,636,000.00				1,636,000.00			1,636,000.00
2112	AMENAJARI DE TERENURI	A	95,167.58				95,167.58			95,167.58
212	CONSTRUCTII	A	1,176,816.57				1,176,816.57			1,176,816.57
2120	CONSTRUCTII	A	644,130.20				644,130.20			644,130.20
2121	CLADIRE SEDIU	A	474,886.37				474,886.37			474,886.37
21210	CLADIRE SEDIU CAP. DOGARU	A	26,400.00				26,400.00			26,400.00
2122	SPALATORIE AUTO	A	31,400.00				31,400.00			31,400.00
213	INSTALATII TEHNICE, MIJ. DE	A	5,987,351.05		17,760.00		6,005,111.05			6,005,111.05
2131	MASINI, UTILAJE SI INSTALATII DE LUCRU	A	1,347,576.24		17,760.00		1,365,336.24			1,365,336.24
2132	APARATE DE MASURA SI CONTROL SI REGLARE	A	92,270.83				92,270.83			92,270.83
2133	MIJLOACE DE TRANSPORT	A	4,547,503.98				4,547,503.98			4,547,503.98
214	MOBILIER, APARATURA BIROTICA	A	51,473.04				51,473.04			51,473.04
231	IMOBILIZARI CORPORALE IN CURS DE EXECUTIE	A	5,205.26				5,205.26			5,205.26
263	ALTE TITLURI IMOBILIZATE	A	422,350.00				422,350.00			422,350.00
267	CREANTE IMOBILIZATE	A	262,010.49				262,010.49			262,010.49



SC SALUBRITATE 2000 SA

26/07/2018 11:52

Clase										
Cont	Denumire	Tip	Total sume precedente		Rulaj luna		Total sume		Sold final	
			Debit	Credit	Debit	Credit	Debit	Credit	Debit	Credit
2678	ALTE CREANTE IMOBILIZATE	A	262,010.49				262,010.49		262,010.49	
280	AMORTIZARI PRIVIND IMOBILIZARI	P		66,124.24		3,397.42		69,521.66		69,521.66
2805	AMORTIZ. CONCESIUNI, BREVETE.	P		6,422.24		802.78		7,225.02		7,225.02
2808	AMORTIZAREA ALTOR IMOBILIZARI	P		59,702.00		2,594.64		62,296.64		62,296.64
281	AMORTIZARI PRIVIND IMOBILIZA-	P	-2,117.96	3,508,937.35		59,018.53		-2,117.96	3,567,955.88	3,570,073.84
2810	AMORTIZAREA INVESTITIILOR PT	P		21,292.28		542.42		21,834.70		21,834.70
2812	AMORTIZAREA CONSTRUCTIILOR	P		1,007,853.02		1,944.19		1,009,797.21		1,009,797.21
2813	AMORTIZAREA INSTALATIILOR, MIJ.	P	-2,117.96	2,430,176.89		56,247.91		-2,117.96	2,486,424.80	2,488,542.76
2814	AMORTIZAREA ALTOR IMOBILIZARI	P		49,615.16		284.01		49,899.17		49,899.17
Total clasa 3			465,807.33	424,734.28	95,457.80	93,686.00	561,265.13	518,420.28	42,844.85	
302	MATERIALE CONSUMABILE	A	446,654.19	423,225.41	93,507.80	93,292.02	540,161.99	516,517.43	23,644.56	
3021	MATERIALE AUXILIARE	A	17,106.12	4,742.65	407.40	1,143.75	17,513.52	5,886.40	11,627.12	
3022	COMBUSTIBILI	A	363,780.72	362,592.33	77,478.98	75,428.02	441,259.70	438,020.35	3,239.35	
3024	PIESE SCHIMB	A	50,762.76	43,643.09	13,923.42	14,411.66	64,686.18	58,054.75	6,631.43	
3028	ALTE MATERIALE CONSUMABILE	A	15,004.59	12,247.34	1,698.00	2,308.59	16,702.59	14,555.93	2,146.66	
30281	RECHIZITE SI IMPRIMATE	A	4,973.48	3,378.93		702.70	4,973.48	4,081.63	891.85	
30282	ALTE MAT CONSUMABILE	A	10,031.11	8,868.41	1,698.00	1,605.89	11,729.11	10,474.30	1,254.81	
303	MATERIALE DE NATURA OBIECTELOR	A	18,613.14	1,508.87	1,950.00	393.98	20,563.14	1,902.85	18,660.29	
3032	OBIECTE DE INVENTAR DEPOZIT	A	7,996.58	1,041.15	1,950.00	274.36	9,946.58	1,315.51	8,631.07	
3033	ECHIPAMENT PROTECTIE DEPOZIT	A	1,275.46	467.72		119.62	1,275.46	587.34	688.12	
3034	OBIECTE INV. IN FOLOSINTA	A	6,607.95				6,607.95		6,607.95	



SC SALUBRITATE 2000 SA

26/07/2018 11:52

Clase										
Cont	Denumire	Tip	Total sume precedente		Rulaj luna		Total sume		Sold final	
			Debit	Credit	Debit	Credit	Debit	Credit	Debit	Credit
3036	OBIECTE DE INVENTAR DE NATURA	A	2,733.15				2,733.15		2,733.15	
381	AMBALAJE	A	540.00				540.00		540.00	
Total clasa 4			23,597,423.31	19,562,088.26	3,779,356.42	3,745,440.79	27,376,779.73	23,307,529.05	5,463,694.65	1,394,443.97
401	FURNIZORI	P	3,021,136.31	3,186,806.69	574,208.11	632,703.65	3,595,344.42	3,819,510.34		224,165.92
4011	FURNIZORI DIVERSI	P	2,935,661.31	3,091,331.69	557,113.11	615,608.65	3,492,774.42	3,706,940.34		214,165.92
4012	COLABORATORI	P	85,475.00	95,475.00	17,095.00	17,095.00	102,570.00	112,570.00		10,000.00
404	FURNIZORI DE IMOBILIZARI	P	752,822.28	738,186.44	11,100.08	32,234.48	763,922.36	770,420.92		6,498.56
408	FURNIZORI-FACTURI NESOSITE	P								
409	FURNIZORI-DEBITORI	A	16,198.31	16,198.31	635.29		16,833.60	16,198.31	635.29	
4091	AVANSURI PENTRU STOCURI	A	16,198.31	16,198.31	635.29		16,833.60	16,198.31	635.29	
411	CLIENTI	A	11,779,860.66	6,469,272.27	1,463,983.38	1,564,286.10	13,243,844.04	8,033,558.37	5,210,285.67	
4110	CLIENTI- PENALITATI CALCUL. LA	A	28,306.97	5,179.25	833.32	587.34	29,140.29	5,766.59	23,373.70	
4111	CLIENTI AGENTI SI ASOCIATII	A	1,804,122.50	402,294.74	17,138.81	279,917.86	1,821,261.31	682,212.60	1,139,048.71	
4113	CLIENTI CASNIC	A	107,710.97	16,979.12	280.33	15,941.68	107,991.30	32,920.80	75,070.50	
4114	CLIENTI AGENTI SI ASOCIATII	A	8,458,470.79	5,586,113.00	1,385,525.71	1,182,210.55	9,843,996.50	6,768,323.55	3,075,672.95	
4115	CLIENTI PERSOANE FIZICE	A	512,268.04	398,608.19	60,205.21	60,162.32	572,473.25	458,770.51	113,702.74	
4118	CLIENTI INCERTI SAU IN LITIGIU	A	868,981.39	60,097.97		25,466.35	868,981.39	85,564.32	783,417.07	
41180	CLIENTI INCERTI SAU IN LITIGIU	A	500,274.04	13,415.52		5,467.45	500,274.04	18,882.97	481,391.07	
41183	CLIENTI INCERTI	A	368,707.35	46,682.45		19,998.90	368,707.35	66,681.35	302,026.00	
419	CLIENTI-CREDITORI	P		48,752.82		-5,242.47		43,510.35		43,510.35
421	PERSONAL-REMUNERATII DATORATE	P	1,821,509.00	1,895,320.00	324,162.00	319,312.00	2,145,671.00	2,214,632.00		68,961.00
423	PERSONAL-AJUTOARE MATERIALE DA	P	47,967.00	52,875.00	5,520.00	6,330.00	53,487.00	59,205.00		5,718.00



SC SALUBRITATE 2000 SA

26/07/2018 11:52

Clase										
Cont	Denumire	Tip	Total sume precedente		Rulaj luna		Total sume		Sold final	
			Debit	Credit	Debit	Credit	Debit	Credit	Debit	Credit
4231	PERSONAL-CONCEDII MEDICALE	P	16,347.00	19,995.00	4,260.00	4,776.00	20,607.00	24,771.00		4,164.00
4232	CONCEDII MEDICALE-AJUTOARE CCM	P	31,620.00	32,880.00	1,260.00	1,554.00	32,880.00	34,434.00		1,554.00
425	AVANSURI ACORDATE PERSONALULUI	A	646,781.00	641,697.00	111,522.00	106,560.00	758,303.00	748,257.00	10,046.00	
427	RETINERI DIN REMUNERATII DATOR	P	53,969.00	64,443.00	10,656.00	10,766.00	64,625.00	75,209.00		10,584.00
428	ALTE DATORII SI CREANTE IN LEG	B	11,541.13	68,785.40	241,790.97	3,490.00	253,332.10	72,275.40	181,056.70	
4281	ALTE DATORII IN LEGATURA CU PE	B	5,863.13	63,107.40			5,863.13	63,107.40		57,244.27
4282	ALTE CREANTE IN LEGATURA CU PE	A	51,805.00	51,805.00	241,790.97	3,490.00	293,595.97	55,295.00	238,300.97	
431	ASIGURARI SOCIALE	P	676,562.00	797,148.00	120,586.00	118,037.00	797,148.00	915,185.00		118,037.00
4311	CONTRIBUTIA UNITATILOR LA ASIG	P	57,981.00	57,981.00			57,981.00	57,981.00		
43111	CONTRIBUTIA UNITATII LA ASIGURA	P	57,013.00	57,013.00			57,013.00	57,013.00		
43112	CONTRIB UNITATII LA FD DE RISC	P	968.00	968.00			968.00	968.00		
4312	CONTRIBUTIA PERSONALULUI PT.	P	37,888.00	37,888.00			37,888.00	37,888.00		
4313	CASS-UNITATE	P	18,707.00	18,707.00			18,707.00	18,707.00		
4314	CASS-ANGAJAT	P	19,783.00	19,783.00			19,783.00	19,783.00		
4315	CONTRIBUTIA DE ASIGURARI SOCIALE	P	387,757.00	473,987.00	86,230.00	84,385.00	473,987.00	558,372.00		84,385.00
4316	CONTRIBUTIA DE ASIGURARI SOCIALE DE SANATATE	P	154,446.00	188,802.00	34,356.00	33,652.00	188,802.00	222,454.00		33,652.00
436	CONTRIBUTIA ASIGURATORIE PT MUNCA	P	34,890.00	42,653.00	7,763.00	7,604.00	42,653.00	50,257.00		7,604.00
437	AJUTOR DE SOMAJ	P	3,237.00	3,237.00			3,237.00	3,237.00		
4371	CONTRIBUTIA UNITATII LA CONST.	P	1,622.00	1,622.00			1,622.00	1,622.00		



SC SALUBRITATE 2000 SA

26/07/2018 11:52

Clase										
Cont	Denumire	Tip	Total sume precedente		Rulaj luna		Total sume		Sold final	
			Debit	Credit	Debit	Credit	Debit	Credit	Debit	Credit
4372	CONTRIB. PERSONAL. LA FONDUL	P	1,615.00	1,615.00			1,615.00	1,615.00		
438	ALTE DATORII SI CREANTE SOCIAL	B	18,584.00	4,497.00	4,776.00	2,627.00	23,360.00	7,124.00	16,236.00	
4381	ALTE DATORII SOCIALE/ CM DE RECUPERAT DE LA BUGET	P	18,584.00	4,497.00	4,776.00	2,627.00	23,360.00	7,124.00		-16,236.00
441	IMPOZITUL PE PROFIT SI ALTE IMPOZITE	B	159,912.00	159,911.00		54,819.00	159,912.00	214,730.00		54,818.00
442	TAXA PE VALOAREA ADAUGATA	B	1,988,342.18	2,119,507.25	448,745.47	445,558.97	2,437,087.65	2,565,066.22		127,978.57
4423	TVA DE PLATA	P	569,872.00	701,246.10	131,418.00	129,131.99	701,290.00	830,378.09		129,088.09
4426	TVA DEDUCTIBILA	A	368,391.05	368,391.05	93,129.08	93,129.08	461,520.13	461,520.13		
4427	TVA COLECTATA	P	1,055,886.87	1,055,886.87	222,261.07	222,261.07	1,278,147.94	1,278,147.94		
4428	TVA NEEIGIBILA	B	7,940.97	7,731.94	1,937.32	1,036.83	9,878.29	8,768.77	1,109.52	
44281	TVA NEEIGIBILA	B								
44282	TVA NEEEX. LA INC. FURNIZORI	B	7,940.97	7,731.94	1,937.32	1,036.83	9,878.29	8,768.77	1,109.52	
444	IMPOZITUL PE SALARII	P	147,006.00	170,043.00	23,037.00	22,080.00	170,043.00	192,123.00		22,080.00
4441	IMPOZITUL PE SALARII	P	141,771.00	163,698.00	21,927.00	20,970.00	163,698.00	184,668.00		20,970.00
4442	IMPOZIT SALARI COLABORATORI	P	5,235.00	6,345.00	1,110.00	1,110.00	6,345.00	7,455.00		1,110.00
446	ALTE IMPOZITE, TAXE SI VARSAMI	P	21,747.66	21,747.66	701.82	701.32	22,449.48	22,448.98		-0.50
44601	TAXE FIRMA	P	160.00	160.00			160.00	160.00		
44603	IMPOZITUL PE CLADIRI DE LA	P	7,092.00	7,092.00			7,092.00	7,092.00		
44604	TAXA PENTRU FOLOSIREA TERENURI	P	1,903.00	1,903.00			1,903.00	1,903.00		
44606	TAXA ASUPRA MIJL. DE TRANSPORT	P	2,108.00	2,108.00			2,108.00	2,108.00		
44612	ALTE IMPOZITE SI TAXE	P	3,347.66	3,347.66	701.82	701.32	4,049.48	4,048.98		-0.50
4464	TAXA MIJLOACE TRASPOT	P	7,137.00	7,137.00			7,137.00	7,137.00		



SC SALUBRITATE 2000 SA

26/07/2018 11:52

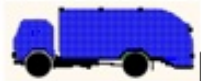
Clase										
Cont	Denumire	Tip	Total sume precedente		Rulaj luna		Total sume		Sold final	
			Debit	Credit	Debit	Credit	Debit	Credit	Debit	Credit
447	FONDURI SPECIALE-TAXE SI VARSA	P	37,477.00	46,953.40	8,495.00	7,644.86	45,972.00	54,598.26		8,626.26
4471	FOND.SOLARIDATE HANDICAPATI	P	28,732.00	34,584.00	5,852.00	5,928.00	34,584.00	40,512.00		5,928.00
4472	FOND.0.1%ANRSC	P	5,168.00	9,210.40	2,643.00	1,409.86	7,811.00	10,620.26		2,809.26
4475	FOND UNIC PT CONCEDII SI INDEM	P	2,713.00	2,295.00		307.00	2,713.00	2,602.00		-111.00
4476	FOND DE GARANTARE PT PLATA	P	864.00	864.00			864.00	864.00		
457	DIVIDENDE DE PLATA	P		144,998.12				144,998.12		144,998.12
461	DEBITORI DIVERSI	A	441.47	441.47			441.47	441.47		
4611	debitori diversi salariat	A	441.47	441.47			441.47	441.47		
462	CREDITORI DIVERSI	P	2,215,914.75	2,222,273.79	408,564.58	409,057.14	2,624,479.33	2,631,330.93		6,851.60
4625	Decontare casieri	P	2,185,110.62	2,185,101.88	405,510.45	405,565.15	2,590,621.07	2,590,667.03		45.96
4626	CREDITORI-CLIENTI	P	28,755.96	32,957.36	2,548.21	2,671.77	31,304.17	35,629.13		4,324.96
4627	creditori diversi	P	2,048.17	4,214.55	505.92	820.22	2,554.09	5,034.77		2,480.68
471	CHELTUIELI INREGISTRATE IN AVA	A	114,124.37	63,393.29	1,575.65	6,871.74	115,700.02	70,265.03	45,434.99	
4714	CHELTUIELI INREGISTRATE IN AVA	A	20,079.86	6,002.98		1,407.40	20,079.86	7,410.38	12,669.48	
4715	CHELTUIELI INREGISTRATE IN AVAN	A	57,401.17	42,138.91		2,648.25	57,401.17	44,787.16	12,614.01	
4717	cheltuieli in avans privind dobanda contract leasing	A	27,920.00	6,528.06		1,240.44	27,920.00	7,768.50	20,151.50	
4718	asigurare de raspundere profesionala	A	8,723.34	8,723.34	1,575.65	1,575.65	10,298.99	10,298.99		
491	PROVIZIOANE PT. DEPRECIEREA	P	27,400.19	582,947.35	11,534.07		38,934.26	582,947.35		544,013.09
491.1	PROVIZIOANE PT. DEPRECIEREA	P	13,395.52	472,268.03	5,467.45		18,862.97	472,268.03		453,405.06
491.2	PROVIZIOANE DEDUCTIBILE	P	14,004.67	110,679.32	6,066.62		20,071.29	110,679.32		90,608.03



SC SALUBRITATE 2000 SA

26/07/2018 11:52

Clase										
Cont	Denumire	Tip	Total sume precedente		Rulaj luna		Total sume		Sold final	
			Debit	Credit	Debit	Credit	Debit	Credit	Debit	Credit
Total clasa 5			490,583,481.44	486,787,650.19	105,379,364.59	105,101,256.79	595,962,846.03	591,888,906.98	4,073,939.05	
512	CONTURI CURENTE LA BANI	B	484,819,450.07	481,025,307.85	104,227,645.73	103,950,705.83	589,047,095.80	584,976,013.68	4,071,082.12	
5121	CONTURI LA BANI IN LEI	A	244,523,528.35	243,257,499.14	52,584,756.86	52,557,572.20	297,108,285.21	295,815,071.34	1,293,213.87	
51210	DEPOZIT OVERNIGHT BRD LEI	B	240,292,049.75	237,767,794.77	51,642,878.42	51,393,133.63	291,934,928.17	289,160,928.40	2,773,999.77	
51211	BANCA IN LEI BRD	A	242,008,771.13	241,992,944.90	52,272,583.02	52,269,859.20	294,281,354.15	294,262,804.10	18,550.05	
512111	BANCA IN LEI BRD	A	241,992,623.07	241,992,623.07	52,270,084.95	52,269,787.95	294,262,708.02	294,262,411.02	297.00	
512112	BANCA IN LEI BRD - POS	A	16,148.06	321.83	2,498.07	71.25	18,646.13	393.08	18,253.05	
51212	BANCA IN LEI -TREZORERIE	A	1,614,981.57	1,256,488.00	312,173.84	287,713.00	1,927,155.41	1,544,201.00	382,954.41	
51214	DISPONIBIL GARANTI MAT.	A	4,956.39				4,956.39		4,956.39	
5121409	DISPONIBIL GARANTII MAT 4106	A	4,956.39				4,956.39		4,956.39	
51215	DISPONIBIL CEC	A	760,622.61	75.00			760,622.61	75.00	760,547.61	
51216	BANCA IN LEI ING	A	76,045.64	2,128.11			76,045.64	2,128.11	73,917.53	
51217	BANCA IN LEI ING	A	58,151.01	5,863.13			58,151.01	5,863.13	52,287.88	
5121701	DISPONIBIL GARANTII MAT 309	A	6,527.47				6,527.47		6,527.47	
5121702	DISPONIBIL GARANTII MAT 2158	A	4,957.17				4,957.17		4,957.17	
5121707	DISPONIBIL GARANTII MAT 4012	A	4,877.74				4,877.74		4,877.74	
5121708	DISPONIBIL GARANTII MAT 4014	A	4,878.16				4,878.16		4,878.16	
5121709	DISPONIBIL GARANTII MAT 4020	A	8,137.68				8,137.68		8,137.68	
5121710	DISPONIBIL GARANTII MAT 4057	A	4,878.71				4,878.71		4,878.71	
5121715	DISPONIBIL GARANTII MAT 4101	A	4,878.59				4,878.59		4,878.59	
5121718	DISPONIBIL GARANTII MAT 4092	A	4,848.18				4,848.18		4,848.18	



SC SALUBRITATE 2000 SA

26/07/2018 11:52

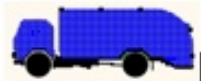
Clase										
Cont	Denumire	Tip	Total sume precedente		Rulaj luna		Total sume		Sold final	
			Debit	Credit	Debit	Credit	Debit	Credit	Debit	Credit
5121719	DISPONIBIL GARANTII MAT 36	A	8,304.18				8,304.18		8,304.18	
5121722	DISPONIBIL GARANTII MAT 4097	A	5,863.13	5,863.13			5,863.13	5,863.13		
5124	CONTURI LA BANCII IN DEVIZE	A	3,871.97	13.94	10.45		3,882.42	13.94	3,868.48	
51243	CONTURI LA BANCII IN DEVIZE	A	3,871.97	13.94	10.45		3,882.42	13.94	3,868.48	
531	CASA	A	3,228,074.61	3,226,426.94	640,375.66	641,933.80	3,868,450.27	3,868,360.74	89.53	
5311	CASA IN LEI	A	3,228,074.61	3,226,426.94	640,375.66	641,933.80	3,868,450.27	3,868,360.74	89.53	
532	ALTE VALORI	A	157,685.00	157,685.00	26,880.00	26,715.00	184,565.00	184,400.00	165.00	
5328	ALTE VALORI TICHETE DE MASA	A	157,685.00	157,685.00	26,880.00	26,715.00	184,565.00	184,400.00	165.00	
542	AVANSURI DE TREZORERIE	A	26,369.76	26,328.40	5,163.20	2,602.16	31,532.96	28,930.56	2,602.40	
581	VIRAMENTE INTERNE	A	2,351,902.00	2,351,902.00	479,300.00	479,300.00	2,831,202.00	2,831,202.00		
Total clasa 6			4,622,206.32	4,622,206.32	1,005,714.12	1,005,714.12	5,627,920.44	5,627,920.44		
602	CHELTUIELI CU ALTE MATERIALE C	A	427,177.74	427,177.74	94,379.04	94,379.04	521,556.78	521,556.78		
6021	CHELTUIELI CU MATERIALELE AUXILIARE	A	4,742.65	4,742.65	1,143.75	1,143.75	5,886.40	5,886.40		
6022	CHELTUIELI PRIVIND COMBUSTIBIL	A	365,118.44	365,118.44	76,482.79	76,482.79	441,601.23	441,601.23		
6024	CHELTUIELI PRIVIND PIESELE DE SCHIMB	A	43,643.09	43,643.09	14,411.66	14,411.66	58,054.75	58,054.75		
6028	CHELTUIELI CU ALTE MATERIALE	A	13,673.56	13,673.56	2,340.84	2,340.84	16,014.40	16,014.40		
60281	CHELTUIELI FORMULARE TIPIZATE	A	3,378.93	3,378.93	702.70	702.70	4,081.63	4,081.63		
60282	CHELTUIELI CU MAT IGIENICO SANITARE	A	8,868.41	8,868.41	1,605.89	1,605.89	10,474.30	10,474.30		
60283	CHELTUIELI CU ALTE MATERIALE CONSUMABILE	A	1,426.22	1,426.22	32.25	32.25	1,458.47	1,458.47		
603	CHELTUIALA CU MATERIALELE DE	A	2,302.45	2,302.45	2,843.98	2,843.98	5,146.43	5,146.43		



SC SALUBRITATE 2000 SA

26/07/2018 11:52

Clase										
Cont	Denumire	Tip	Total sume precedente		Rulaj luna		Total sume		Sold final	
			Debit	Credit	Debit	Credit	Debit	Credit	Debit	Credit
604	CHELTUIELI PRIVIND MATERIALELE	A	375.30	375.30	174.48	174.48	549.78	549.78		
6042	ALTE CHELTUIELI CU MAT NESTOCA	A	375.30	375.30	174.48	174.48	549.78	549.78		
605	CHELTUIELI PRIVIND ENERGIA SI	A	26,537.37	26,537.37	3,895.50	3,895.50	30,432.87	30,432.87		
6051	CHELTUIELI CU ENERGIA ELECTRIC	A	10,516.90	10,516.90	2,367.34	2,367.34	12,884.24	12,884.24		
6052	CHELTUIELI CU GAZELE	A	13,160.71	13,160.71	115.92	115.92	13,276.63	13,276.63		
6053	CHELTUIELI CU APA	A	2,859.76	2,859.76	1,412.24	1,412.24	4,272.00	4,272.00		
611	CHELTUIELI DE INTRETINERE SI R	A	7,822.51	7,822.51	722.69	722.69	8,545.20	8,545.20		
6111	CHELTUIELI CU INTRETINERE SI R	A	7,822.51	7,822.51	722.69	722.69	8,545.20	8,545.20		
612	CHELTUIELI CU REDEVENTELE, LOC	A	448,962.90	448,962.90	73,973.06	73,973.06	522,935.96	522,935.96		
6121	CHELTUIELI CU REDEVENTELE	A	191,655.00	191,655.00	9,683.00	9,683.00	201,338.00	201,338.00		
6122	CHELTUIELI CU CHIRIILE	A	257,307.90	257,307.90	64,290.06	64,290.06	321,597.96	321,597.96		
613	CHELTUIELI CU PRIMELE DE ASIGU	A	63,346.74	63,346.74	16,196.17	16,196.17	79,542.91	79,542.91		
615	CHELTUIELI CU PREGATIREA PERSO	A	650.00	650.00	500.00	500.00	1,150.00	1,150.00		
621	CHELTUIELI CU COLABORATORII	A	85,475.00	85,475.00	17,095.00	17,095.00	102,570.00	102,570.00		
622	CHELTUIELI PRIVIND COMISIOANEL	A	11,310.00	11,310.00	2,000.00	2,000.00	13,310.00	13,310.00		
623	CHELTUIELI DE PROTOCOL, RECLAM	A	32,113.68	32,113.68	9,465.11	9,465.11	41,578.79	41,578.79		
6231	CHELTUIELI DE PROTOCOL	A	6,032.64	6,032.64			6,032.64	6,032.64		
6232	CHELTUIELI CU RECLAMA SI PUBLI	A	26,081.04	26,081.04	9,465.11	9,465.11	35,546.15	35,546.15		
624	CHELTUIELI CU TRANSPORTUL DE	A	3,193.80	3,193.80	403.36	403.36	3,597.16	3,597.16		



SC SALUBRITATE 2000 SA

26/07/2018 11:52

Clase										
Cont	Denumire	Tip	Total sume precedente		Rulaj luna		Total sume		Sold final	
			Debit	Credit	Debit	Credit	Debit	Credit	Debit	Credit
625	CHELTUIELI CU DEPLASARI, DETAS	A	2,955.36	2,955.36	1,151.00	1,151.00	4,106.36	4,106.36		
6251	CHELTUIELI DIURNA	A	652.36	652.36	51.00	51.00	703.36	703.36		
6252	CHELTUIELI CAZARE	A	2,303.00	2,303.00	1,100.00	1,100.00	3,403.00	3,403.00		
626	CHELTUIELI POSTALE SI TAXE DE	A	8,292.51	8,292.51	1,194.95	1,194.95	9,487.46	9,487.46		
627	CHELTUIELI CU SERVICIILE BANCA	A	11,087.62	11,087.62	2,159.13	2,159.13	13,246.75	13,246.75		
628	ALTE CHELTUIELI CU SERVICIILE	A	896,246.68	896,246.68	295,460.68	295,460.68	1,191,707.36	1,191,707.36		
6281	ALTE CH.CU.SERV. EXECUTATE	A	840,836.70	840,836.70	284,020.58	284,020.58	1,124,857.28	1,124,857.28		
6282	ALTE CH. CU SERVICIILE EXECUTA	A	55,409.98	55,409.98	11,440.10	11,440.10	66,850.08	66,850.08		
635	CHELTUIELI CU ALTE IMPOZITE, T	A	79,276.06	79,276.06	10,132.58	10,132.58	89,408.64	89,408.64		
6351	CHELT.PV FONDURILE SPECIALE	A	29,944.00	29,944.00	5,928.00	5,928.00	35,872.00	35,872.00		
6352	CHELT PRIV FOND ANRSC	A	6,582.99	6,582.99			6,582.99	6,582.99		
6353	CHELT PRIV IMP LOCALE	A	18,400.00	18,400.00			18,400.00	18,400.00		
6354	CHELTUIELI CU ALTE IMPOZITE SI	A	24,349.07	24,349.07	4,204.58	4,204.58	28,553.65	28,553.65		
641	CHELTUIELI CU SALARIILE PERSONALULUI	A	1,805,341.00	1,805,341.00	319,312.00	319,312.00	2,124,653.00	2,124,653.00		
642	CHELTUIELI CU AVANTAJE IN NATURA	A	138,975.00	138,975.00	26,715.00	26,715.00	165,690.00	165,690.00		
6422	CHELTUIELI CU TICHETE ACORDATE	A	138,975.00	138,975.00	26,715.00	26,715.00	165,690.00	165,690.00		
645	CHELTUIELI PRIVIND ASIGURARILE	A	51,590.00	51,590.00	1,554.00	1,554.00	53,144.00	53,144.00		
6458	ALTE CHELTUIELI PRIVIND ASIGUR	A	51,590.00	51,590.00	1,554.00	1,554.00	53,144.00	53,144.00		
64581	CHELTUIELI PRIVIND CM UNITATE	A	4,908.00	4,908.00	1,554.00	1,554.00	6,462.00	6,462.00		



SC SALUBRITATE 2000 SA

26/07/2018 11:52

Clase										
Cont	Denumire	Tip	Total sume precedente		Rulaj luna		Total sume		Sold final	
			Debit	Credit	Debit	Credit	Debit	Credit	Debit	Credit
64582	CHELTUIELI PRIVIND AJUTOARE CC	A	27,972.00	27,972.00			27,972.00	27,972.00		
64583	CHELTUIELI PRIVIND PRIME TICHE	A	18,710.00	18,710.00			18,710.00	18,710.00		
646	CHELTUIELI PRIVIND CONTRIBUTIA ASIGURATORIE DE MUNCA	A	42,653.00	42,653.00	7,604.00	7,604.00	50,257.00	50,257.00		
658	ALTE CHELTUIELI DE EXPLOATARE	A	127.33	127.33	307.00	307.00	434.33	434.33		
6581	DESPAGUBIRI AMENZI PENALIZARI	A	125.76	125.76			125.76	125.76		
6588	ALTE CHELTUIELI DE EXPLOATARE	A	1.57	1.57	307.00	307.00	308.57	308.57		
665	CHELTUIELI DIN DIFERENTA DE CU	A	13.94	13.94			13.94	13.94		
666	CHELTUIELI PRIVIND DOBINZILE	A	6,528.06	6,528.06	1,240.44	1,240.44	7,768.50	7,768.50		
681	CHELTUIELI DE EXPLOATARE PRIVI	A	309,941.27	309,941.27	62,415.95	62,415.95	372,357.22	372,357.22		
6811	CHELTUIELI DE EXPLOATARE PRIVI	A	309,941.27	309,941.27	62,415.95	62,415.95	372,357.22	372,357.22		
691	CHELTUIELI CU IMPOZITUL PE PRO	A	159,911.00	159,911.00	54,819.00	54,819.00	214,730.00	214,730.00		
Total clasa 7			5,697,675.15	5,697,675.15	1,283,272.80	1,283,272.80	6,980,947.95	6,980,947.95		
703	VENITURI DIN VINZAREA PRODUSEL	P	51.00	51.00			51.00	51.00		
7031	VENITURI DIN VINZARE PRODUSELO	P	51.00	51.00			51.00	51.00		
704	VENITURI DIN LUCRARI EXECUTATE	P	5,438,058.87	5,438,058.87	1,161,357.52	1,161,357.52	6,599,416.39	6,599,416.39		
7041	VENITURI DIN LUCRARI EXECUTATE	P	5,370,138.79	5,370,138.79	1,129,982.57	1,129,982.57	6,500,121.36	6,500,121.36		
7042	VENITURI DIN VANZARI DESEURI	P	2.50	2.50			2.50	2.50		
7046	VENITURI DIN ALTE PRESTARI SERVICII	P	7,616.84	7,616.84	1,008.60	1,008.60	8,625.44	8,625.44		



SC SALUBRITATE 2000 SA

26/07/2018 11:52

Clase										
Cont	Denumire	Tip	Total sume precedente		Rulaj luna		Total sume		Sold final	
			Debit	Credit	Debit	Credit	Debit	Credit	Debit	Credit
7047	Venituri din deseuri constructii	P	60,300.74	60,300.74	30,366.35	30,366.35	90,667.09	90,667.09		
706	VENITURI DIN REDEVENTE, LOCATI	P	67,114.46	67,114.46	13,507.79	13,507.79	80,622.25	80,622.25		
758	ALTE VENITURI DIN EXPLOATARE	P	72,558.15	72,558.15	54,687.64	54,687.64	127,245.79	127,245.79		
7581	VENITURI DIN AMENZI-PENALIZARI	P	53,335.56	53,335.56	53,962.90	53,962.90	107,298.46	107,298.46		
7588	VENITURI DIN EXPLOATARE	P	19,222.59	19,222.59	724.74	724.74	19,947.33	19,947.33		
75881	VENITURI DIN EXPLOATARE	P	19,222.59	19,222.59	724.74	724.74	19,947.33	19,947.33		
761	VENITURI DIN PARTICIPATII	P	0.71	0.71	41,061.00	41,061.00	41,061.71	41,061.71		
765	VENITURI DIN DIFERENTE DE CURS	P	4.65	4.65	10.45	10.45	15.10	15.10		
766	VENITURI DIN DOBINZI	P	211.68	211.68	51.48	51.48	263.16	263.16		
767	VENITURI DIN SCONTURI OBTINUTE	P	5,355.44	5,355.44	1,062.85	1,062.85	6,418.29	6,418.29		
781	VENITURI DIN PROVIZIOANE PRIVI	P	114,320.19	114,320.19	11,534.07	11,534.07	125,854.26	125,854.26		
7812	VENITURI DIN PROVIZIOANE PT. R	P	86,920.00	86,920.00			86,920.00	86,920.00		
7814	VENITURI DIN PROVIZIOANE PT DE	P	27,400.19	27,400.19	11,534.07	11,534.07	38,934.26	38,934.26		
7814.1	VENITURI DIN PROVIZIOANE PT DE	P	13,395.52	13,395.52	5,467.45	5,467.45	18,862.97	18,862.97		
7814.2	VENITURI DIN PROVIZIOANE PT DE	P	14,004.67	14,004.67	6,066.62	6,066.62	20,071.29	20,071.29		

Director general
Becheanu Romi Ilie

Director economic